


# Choose Your Outside Meeting Place

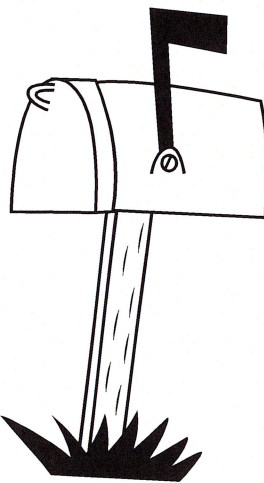
Name: \_\_\_\_\_

**Directions:** Your family should always choose an Outside Meeting Place where you will all meet when the smoke alarm sounds. A good Outside Meeting Place is far enough from your house to be safe, and it stays in one place! Circle the good choices for an Outside Meeting Place below, and put an X over the bad choices.


126




Neighbor's porch




Mailbox



Parked car



Tree



Scooter

64



Your front steps



# How to make a Home Fire Escape Plan

**NFFPA FIRE PREVENTION WEEK™**

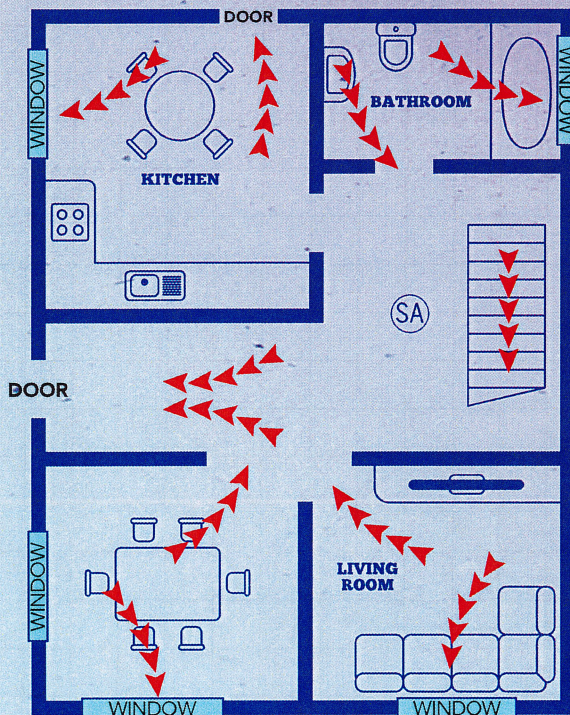
NFFPA® — The Official Sponsor of Fire Prevention Week Since 1922



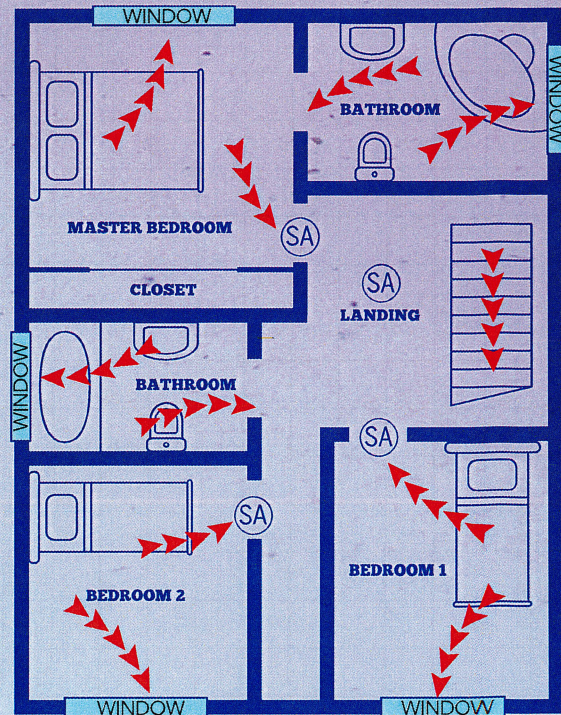
Visit [Sparky.org](http://Sparky.org) for more activities!

- Draw a map of your home. Show all doors and windows.
- Visit each room. Find two ways out.
- All windows and doors should open easily. You should be able to use them to get outside.
- Make sure your home has smoke alarms. Push the test button to make sure each alarm is working.
- Pick a meeting place outside. It should be in front of your home. Everyone will meet at the meeting place.
- Make sure your house or building number can be seen from the street.
- Talk about your plan with everyone in your home.
- Learn the emergency phone number for your fire department.
- Practice your home fire drill!
- Make your own home fire escape plan using the grid provided on page 2.

## Sample Escape Plan



**1st FLOOR**



**2nd FLOOR**


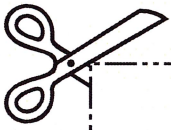


**Kids**



Make your own

# Kid-Free Zone Marker!



STAY

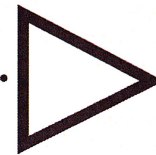
OUT

OF THE

36" (3 foot)

KID-FREE

ZONE!



PASTE

PASTE

PASTE

PASTE

PASTE

1. CUT ALONG ALL THE DASHED LINES (ASK A GROWN-UP FOR HELP).
2. USE GLUE TO PASTE THE RECTANGLES TOGETHER INTO A LINE.
3. HAVE A GROWN-UP HELP YOU MEASURE THE **KID-FREE ZONE** IN FRONT OF THE STOVE.

CHECK OUT **SPARKY.ORG** FOR MORE FUN!












THE NAME AND IMAGE OF SPARKY ARE TRADEMARKS OF THE NFPA.



# SMOKE ALARM

## Safety Sheet

**Families:** Smoke alarms save lives. Make sure the smoke alarms in your home are working. Hang up this handy chart to remind you to test your smoke alarms every month.

MONTH	TESTED SMOKE ALARMS	SMOKE ALARMS WORKED
<b>OCTOBER</b> 		
<b>NOVEMBER</b> 		
<b>DECEMBER</b> 		
<b>JANUARY</b> 		
<b>FEBRUARY</b> 		
<b>MARCH</b> 		
<b>APRIL</b> 		
<b>MAY</b> 		
<b>JUNE</b> 		
<b>JULY</b> 		
<b>AUGUST</b> 		
<b>SEPTEMBER</b> 